

NAME: LED Corn Light

Advantage

- UL、CUL certificate
- G24d、G24q lamp base
- Compatible with magnetic ballast.
- ANSI Designations of target lamps:
18W/7T4/Q/G24d/PH, 18W/7T4/Q/G24q-2
- Warm / Natural / Cool / Cold white
- 360 degree lighting, high CRI.
- IP64 Waterproof Rating
- Big heat sink
- Can be with clear or frosted cover.
- Internal driver, input voltage AC100-277V.
- New style and high efficient wide-range input.
- Long lifespan and good heat dissipation.
- Direct replacement for CFL, Easy Installation.
- Fits many different fixtures to replace traditional lamps.



Application

Widely used in supermarket, warehouse, home, office, hotel, hospital, school, bus, train station, small and large retail, parking lot, etc.

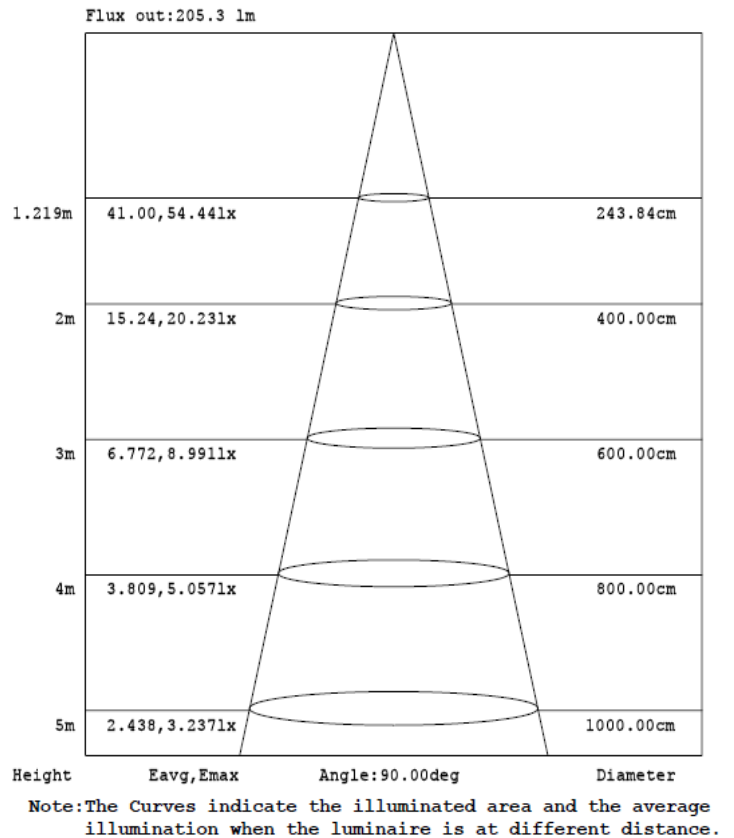
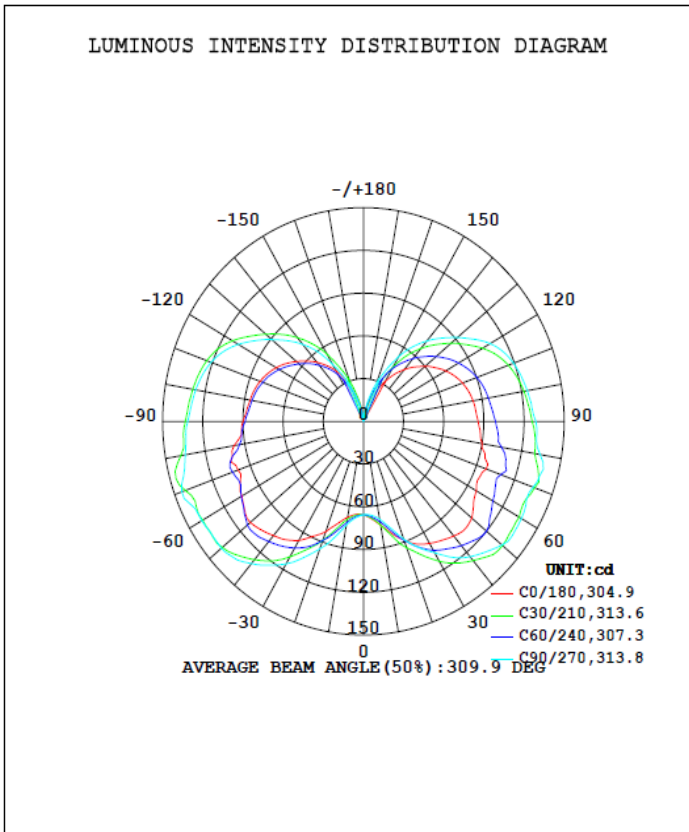
TECHNICAL DATA SHEET

PRODUCT SPECIFICATIONS	
Product name	LED Corn Light
Light Type	Corn Light
Dimension	Φ45*158 MM
Technical Characteristic	
Cover	Clear Frosted
Color temperature	2700-6500K
CRI	> 80
Lumen	1140-1320 LM 1020-1200 LM
Lumen Efficacy	95-110 LM/W 85-100 LM/W
Input Power	12 W
Viewing Angle	360 degree
Input Voltage	AC100-277V 50/60Hz
PFC	>90%
Equivalent	CFL : 18W/7T4/Q/G24d/PH , 18W/7T4/Q/G24q-2
Waterproof Rating	IP64
MATERIALS	
LED Brand	EPISTAR
LED Type	SMD2835
LED QTY	98 PCS
Housing	PC+AL
Housing color	White+Grey
OTHERS	
Operating Temperature	-20°C TO 45°C
Operating Humidity	20%-70% RH
Storage Temperature	-30°C TO 80°C
Storage Humidity	10%-75% RH
Application	Indoor/Outdoor
Safety Certification	UL, CUL
Warranty Time	5 Years

TECHNICAL DATA SHEET

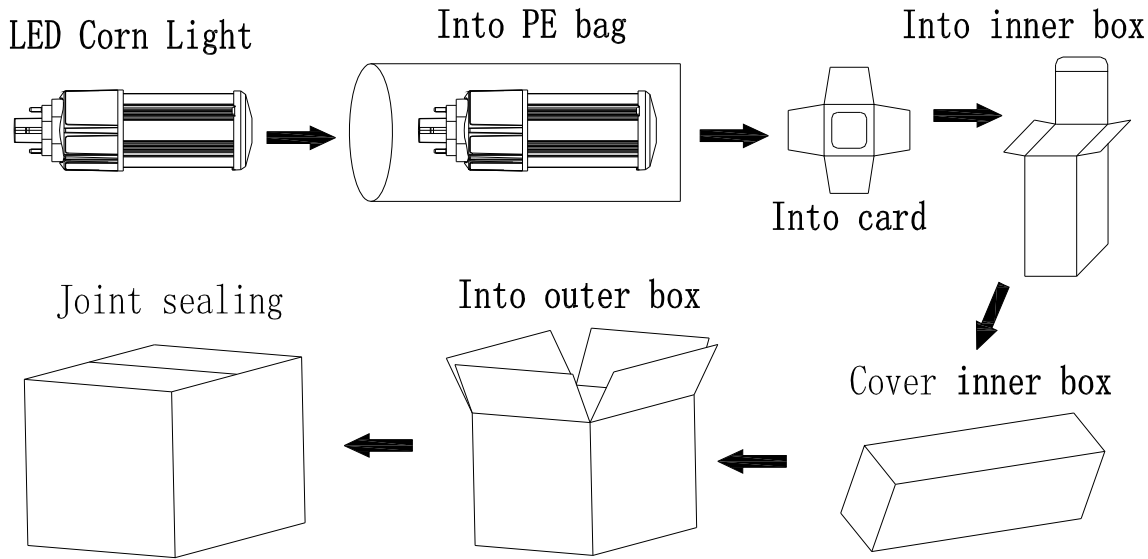
Remark: The testing data comes directly from the product test.

DATA OF LAMP		PHOTOMETRIC DATA Eff: 113.56 lm/W			
MODEL		Imax (cd)	149.9	S/MH (C0/180)	2.23
NOMINAL POWER (W)	12	LOR (%)	100.0	S/MH (C90/270)	2.52
RATED VOLTAGE (V)	230	TOTAL FLUX (lm)	1322.1	η UP, DN (C0-180)	21.1, 28.5
NOMINAL FLUX (lm)	1322.1	CIE CLASS	DIFFUSE	η UP, DN (C180-360)	21.1, 29.3
LAMPS INSIDE	1	η up (%)	42.2	CIBSE SHR NOM	2.00
TEST VOLTAGE (V)	230	η down (%)	57.8	CIBSE SHR MAX	0.00



TECHNICAL DATA SHEET

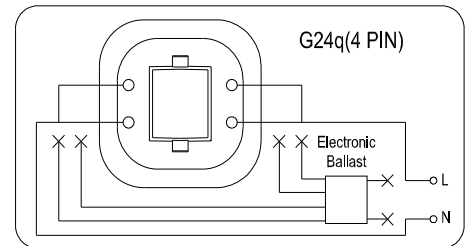
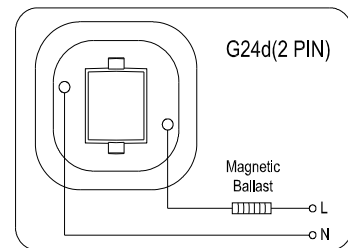
Package



	Size	Qty/ Carton	Net Weight/ Carton	Gross Weight/ Carton
Inner box	165*45*45 MM	1 PC	0.14 KG	0.16 KG
Outer box	345*240*245 MM	50 PCS	7.0 KG	8.8 KG

Notice For User

- Please turn off power before install or change assembly parts.
- The input voltage and lamps should be matched, after connecting the power line, please make sure the wiring section is insulated.
- Make sure to remove or bypass the electronic ballast in the fixtures before install the lamps.
- Suitable for damp locations. Do not use with dimmers.
- Suitable for use in enclosed luminaires, min. lamp compartment dimensions: 300*190*190MM.
- No-professionals, must not install and disassemble the lamps.



Trouble Shootings

Troubles	Check points
Flickering of the lamps	Turn off the power and turn on again in 3 minutes. If same phenomena occur, then call agencies
Out of working	Please check the connection