



NAME: LED Wall Pack Light

P/N :SNC-MWP03-30WBFA1-abc

Note: **DLC CODE:PEZ8SFV1**

SNC= Company name

MWP03 = Product series, LED Wall Pack Light

30W = Rating Power

B= LED manufacturer, lumileds 2835

F = Cover type, frosted cover

A1 = Version number

a = Housing colors, can be BH, WH, BR, SH, GR, GH, RH, PH, YH, BL, OH or GL

b= Photocell, **can be** P or blank

c= CCT,40=4000K,45=4500K,50=5000K,57=5700K

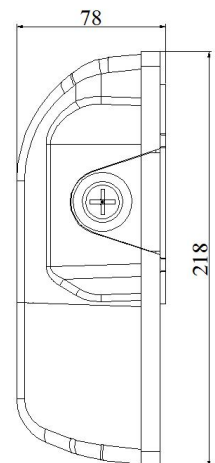
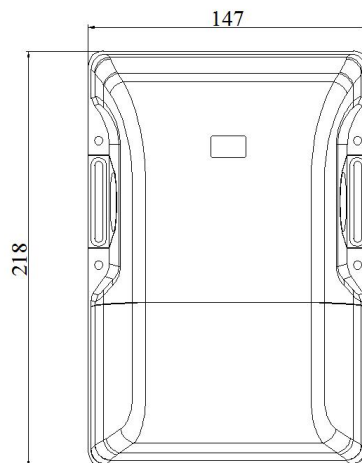


Advantage:

- ETL cETL DLC certificate
- Internal driver, Input voltage 100-277VAC
- No UV or IR in the beam
- Easy to install and operate
- Energy saving, long lifespan
- Instant start, NO humming
- Green and eco-friendly without mercury.

Application:

- ◆ entrance lighting, courtyard lighting
- ◆ Industrial lighting, Outdoor landscape lighting;
- ◆ Building,The hotel;
- ◆ Wall lighting area and so on.





Product Specifications

Product name	LED Wall Pack Light
Part No	SNC-MWP03-30WBFA1-abc
Dimension	218*147*78 mm

Technical Characteristic

Color temperature	4000K,4500K,5000K,5700K
CRI	>80
Lumen	3550-3900LM
Lumen Efficacy	125-135lm/W
Input Power	30W
Viewing Angle	100°
Input Voltage	100-277VAC 50/60Hz
Driver model	China Brand Driver
PF	>0.9

Materials

LED Brand	lumileds
LED Type	SMD2835 (0.5W)
LED QTY	80PCS
Housing	Aluminum
Housing color	Black/Brown/White/Customized
Optional Accessory	Photocell (Option)

Others

Operating Temperature	-20℃ TO 45℃
Operating Humidity	20%-90% RH
Storage Temperature	-30℃ TO 80℃
Storage Humidity	10%-95%
Application	Indoor / Outdoor
Safety Certification	ETL, cETL
Warranty Time	5 Years

Light Distribution Testing Parameters

Luminaire Property

Luminaire Manufacturer:
Voltage: 119.9 V
Power: 28.24 W

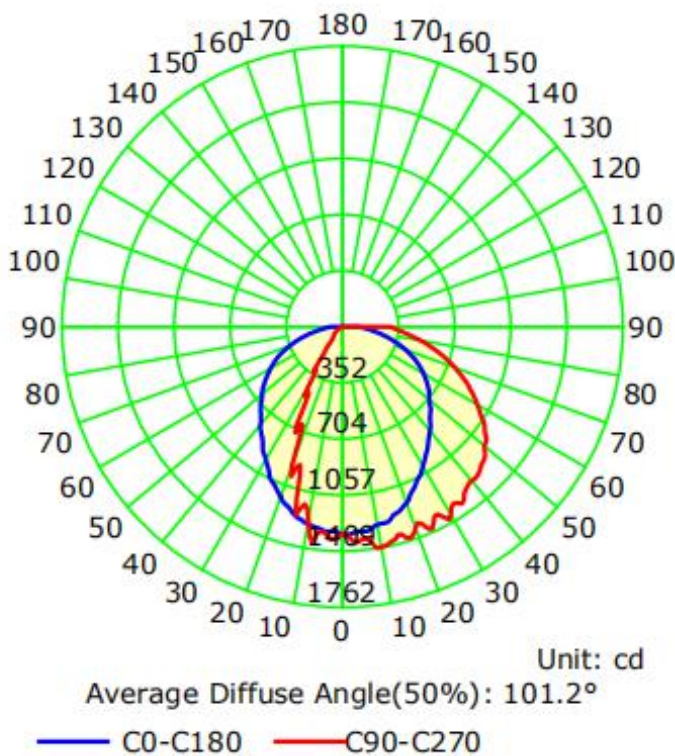
Current: 0.2389 A
Power Factor: 0.985

Photometric Results

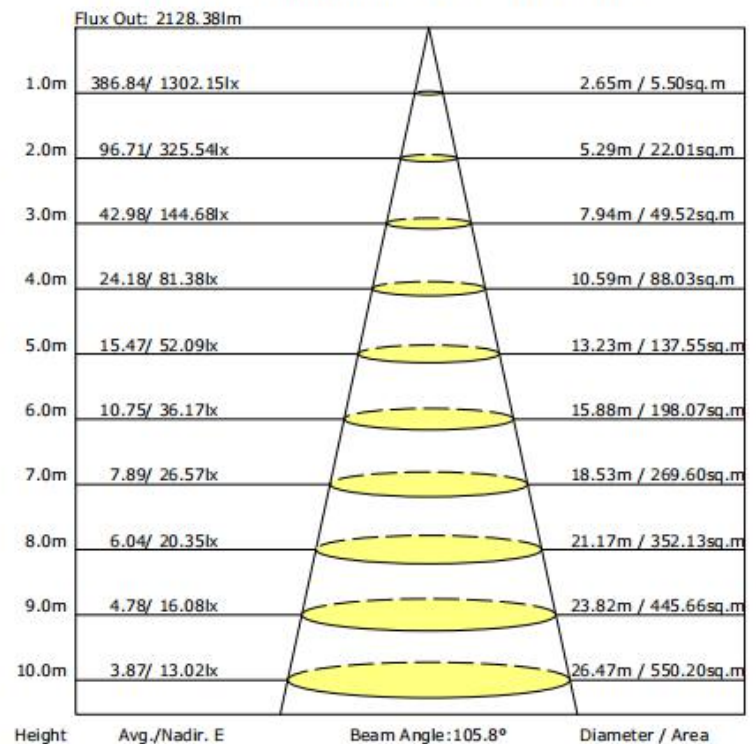
IES Classification: Type IV
Total Rated Lamp Lumens: 3372.2 lm
Efficiency: 100%
Upward Ratio: 0%
Central Intensity: 1302.15 cd
Pos of Max. Intensity: H90 V9

Longitudinal Classification: Very Short
Measurement Flux: 3372.2 lm
Downward Ratio: 100%
Luminaire Efficacy Rating (LER): 119.41
Max. Intensity: 1409.99 cd

Luminous Intensity Distribution Curve



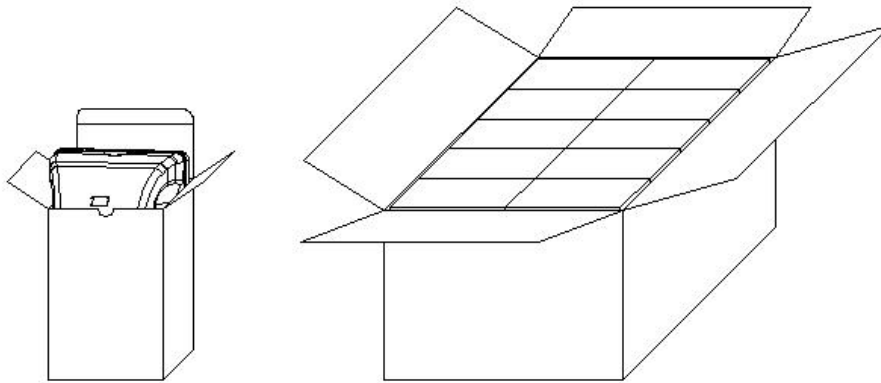
The Average Illuminance Effective Figure



Package

Lamps Net Weight: 0.9kg / pcs

	Size	Qty/Carton	Weight/Carton
Outer box	460 X 325 X 245 mm	10	10 kg
Inner box	154 X 88 X 225 mm	1	0.92 Kg



Notice For User

- ◆ Please turn off power before install or change assembly parts.
- ◆ The input voltage and lamps should be matched, after connecting the power line, Please make sure the wiring section is insulated.
- ◆ No-professionals, must not install and disassemble the lamps.

Trouble Shootings

Troubles	Check points
Flickering of the light	Turn off the power and turn on again in 3 minutes. If same phenomena occur, then call agencies
Out of working	Please check the connection